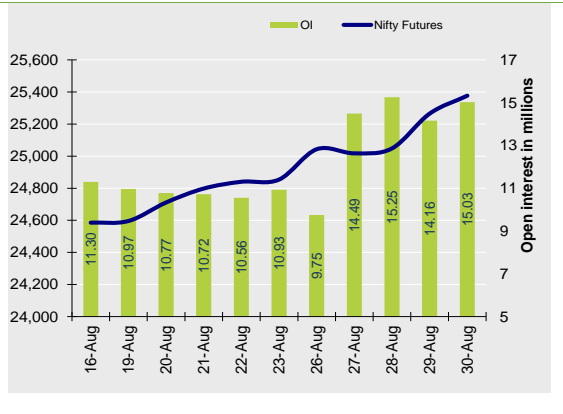


Nifty Snapshot

	Close	Prv Cl.	Ab chg	% chg
Spot	25,235.90	25,151.95	83.95	0.33
Futures	25,376.90	25,265.20	111.70	0.44
OI(mlshr)	15.03	14.16	0.87	6.14
Vol (lots)	245130	457977	-212847	-46.48
COC	141.00	113.25	27.75	24.5
PCR-OI	1.41	1.42	-0.01	-0.9

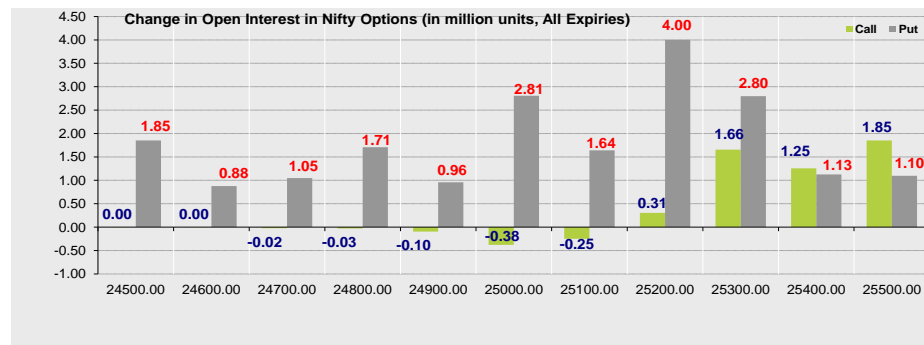
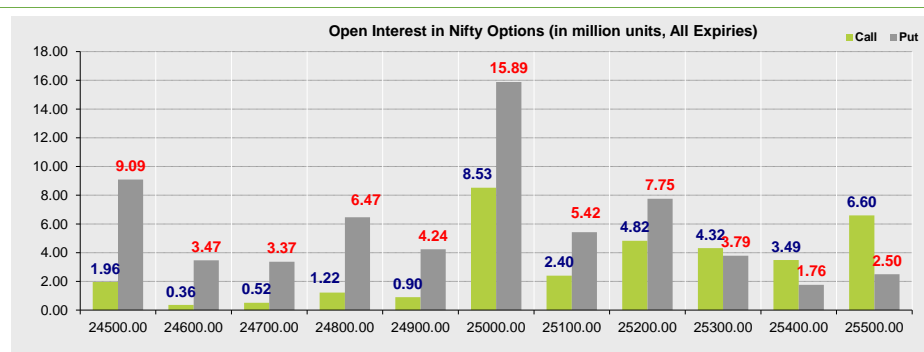
Nifty Futures Price v/s OI



Summary

- Indian markets closed on a positive note where buying was mainly seen in Automobiles, Information Technology, Pharmaceutical sectors. Nifty Sept Futures closed at 25376.90 (up 111.70 points) at a premium of 141.00 pts to spot.
- FII were net buyers in Cash to the tune of 5318.14 Cr and were net buyers in index futures to the tune of 2275.69 Cr.
- India VIX decreased by 2.70% to close at 13.39 touching an intraday high of 13.91.

Open Interest in Nifty Options:



- The above second chart shows previous trading day's change in Nifty options where Addition in OI were seen in 25000, 25100, 25200, 25300 strike Puts and at 25500, 25400, 25300, 25200 strike Calls indicating market is likely to remain positive in the near term.
- Highest OI build-up is seen at 25000 strike Calls and 25000 strike Puts, to the tune of 8.53mn and 15.89mn respectively.

Outlook on Nifty:

Index is likely to open on a flat note today and is likely to remain positive during the day.

Institutional Activity in previous trading session

(in Rs cr.)	Buy	Sell	Net
Index Futures	5742.76	3467.07	2275.69
Index Options	1040449.22	1025814.33	14634.89
Stock Futures	44363.56	39993.24	4370.32
Stock Options	40290.72	40368.88	-78.16
FII Cash	89,967.84	84,649.70	5,318.14
DII Cash	18,357.37	21,555.44	-3,198.07

Net FII Activity (in Rs cr.)

Date	Idx Fut	Stk Fut	Idx Opt	Cash
30-Aug	2275.7	4370.3	14634.9	5318
29-Aug	3346.7	1022.5	121175.8	3260
28-Aug	2102.8	-3071.8	-15871.4	-1348
27-Aug	2058.3	4456.5	2862.2	1504
26-Aug	3060.9	3275.4	5163.1	483
23-Aug	92.3	2035.8	-10953.8	1944

Technical Pivot (Intraday):

	S2	S1	PIVOT	R1	R2
NIFTY	25235	25305	25355	25425	25470
BANKNIFTY	51400	51535	51630	51760	51860

(Price is in Rs; OI is in million units; Price chg and OI chg are in percentage) **NB RESEARCH**

Fresh Longs seen in:					Fresh Shorts seen in:				
Scrip	Price	Price chg	OI	OI Chg	Scrip	Price	Price chg	OI	OI Chg
BALRAMCHIN	603.0	3.4	12.9	107.2	DIXON	13219.9	-0.5	2.1	20.3
HINDCOPPER	333.9	0.6	36.5	23.3	INDHOTEL	652.0	-0.1	19.8	12.1
BANDHANBNK	201.9	3.0	120.4	19.6	BSOFT	675.3	-1.3	10.6	10.5
Short Covering seen in:					Long Unwinding seen in:				
Scrip	Price	Price chg	OI	OI Chg	Scrip	Price	Price chg	OI	OI Chg
NIFTYNXT50	75379.5	0.4	0.0	-8.2	ZYDUSLIFE	1136.1	-0.5	18.3	-9.3
DEEPAKNTR	2930.7	1.0	2.4	-7.5	SHRIRAMFIN	3217.5	-0.2	5.5	-5.0
LTIM	6197.0	0.6	2.9	-6.4	ZYDUSLIFE	1131.9	-0.4	17.6	-3.7

NIFTY50 Options OI (CE OI = Resistance) (PE OI = Support)			
Symbol	Highest CE OI	Highest PE OI	CMP
ADANIPTS	1500	1200	1491
ADANIENT	3200	2800	3043
ASIANPAINT	3200	3100	3148
AXISBANK	1200	1200	1184
BAJAJ-AUTO	11000	10000	10963
BAJAJFINSV	1800	1700	1792
BAJFINANCE	7500	7000	7246
BHARTIARTL	1600	1500	1594
BPCL	360	350	360
BRITANNIA	5900	5300	5892
CIPLA	1700	1500	1666
COALINDIA	540	500	527
DIVISLAB	5100	4500	5130
DRREDDY	7000	7000	7078
EICHERMOT	5000	4900	4992
GRASIM	2800	2500	2716
HCLTECH	1800	1700	1764
HDFCBANK	1700	1600	1643
HDFCLIFE	750	700	743
HEROMOTOCO	5500	5400	5487
HINDALCO	720	650	706
HINDUNILVR	3000	2600	2797
ICICIBANK	1240	1200	1237
ITC	510	500	505
INDUSINDBK	1500	1400	1432

NIFTY50 Options OI (CE OI = Resistance) (PE OI = Support)			
Symbol	Highest CE OI	Highest PE OI	CMP
INFY	2000	1800	1957
IOC	180	170	178
JSWSTEEL	950	900	948
KOTAKBANK	1900	1800	1792
LT	3800	3500	3728
LTIM	6500	6000	6197
M&M	3000	2700	2824
MARUTI	13000	12000	12484
NESTLEIND	2600	2500	2517
NTPC	420	400	419
ONGC	350	300	333
POWERGRID	340	340	340
RELIANCE	3100	3000	3039
SBILIFE	1900	1700	1863
SBIN	820	800	821
SUNPHARMA	1840	1800	1834
TATACONSUM	1250	1200	1208
TATAMOTORS	1100	1000	1106
TATASTEEL	160	155	154
TCS	5000	4500	4579
TECHM	1700	1600	1646
TITAN	3600	3400	3586
ULTRACEMCO	12000	11000	11379
UPL	600	600	602
WIPRO	550	520	542

Derivative Recommendations:

Stock Name	Call (Buy/Sell)	Entry price	Targets	Stop Loss	Duration	Status
BANKNIFTY Future	Buy	51400	52400	50900	Positional	Open
CIPLA 1660 CE	Buy	36	60	25	Positional	Open
ADANIENT 3000 PE	Buy	83	115	65	Positional	Open
COFORGE (Bull Call Spread)	Buy	103	197	50	1-2 Days	Open
RAMCOCEM Future	Buy	839	870	824	1-2 Days	Open

FROM THE EQUITY DERIVATIVE DESK:

NIRAV HARISH CHHEDA
AVP - DERIVATIVES AND TECHNICAL RESEARCH
E-Mail: nirav.chheda@nirmalbang.com
Tel no: 6273-8199/8000

AMIT BHUPTANI
SNR.DERIVATIVES AND TECHNICAL RESEARCH ANALYST
E-Mail: amit.bhuptani@nirmalbang.com
Tel no: 6273-8242/8000

DISCLOSURES

Research Reports that are published by Nirmal Bang Securities Private Limited (hereinafter referred to as "NBSPL") are for private circulation only. NBSPL is a registered Research Analyst under SEBI (Research Analyst) Regulations, 2014 having Registration no. INH000001766. NBSPL is also a registered Stock Broker with National Stock Exchange of India Limited, BSE Limited, Metropolitan Stock Exchange of India Limited, Multi Commodity Exchange of India Limited, National Commodity and Derivative Exchange Limited and Indian Commodity Exchange Limited in cash and Equity and Commodities derivatives segments.

NBSPL has other business divisions with independent research teams separated by Chinese walls, and therefore may, at times, have different or contrary views on stocks and markets.

NBSPL or its associates have not been debarred / suspended by SEBI or any other regulatory authority for accessing / dealing in securities Market. NBSPL, its associates or analyst or his relatives do not hold any financial interest (Except Investment) in the subject company. NBSPL or its associates or Analyst do not have any conflict or material conflict of interest at the time of publication of the research report with the subject company. NBSPL or its associates or Analyst or his relatives may or may not hold beneficial ownership of 1% or more in the subject company at the end of the month immediately preceding the date of publication of this research report.

NBSPL or its associates / analyst has not received any compensation / managed or co-managed public offering of securities of the company covered by Analyst during the past twelve months. NBSPL or its associates have not received any compensation or other benefits from the company covered by Analyst or third party in connection with the research report. Analyst has not served as an officer, director or employee of Subject Company. NBSPL / analyst has not been engaged in market making activity of the subject company.

Analyst Certification: The research analysts and authors of these reports, hereby certify that the views expressed in this research report accurately reflects my/our personal views about the subject securities, issuers, products, sectors or industries. It is also certified that no part of the compensation of the analyst(s) was, is, or will be directly or indirectly related to the inclusion of specific recommendations or views in this research. The analyst(s) principally responsible for the preparation of this research report and has taken reasonable care to achieve and maintain independence and objectivity in making any recommendations.

DISCLAIMER

This report is for the personal information of the authorized recipient and does not construe to be any investment, legal or taxation advice to you. NBSPL is not soliciting any action based upon it. Nothing in this research shall be construed as a solicitation to buy or sell any security or product, or to engage in or refrain from engaging in any such transaction. In preparing this research, we did not take into account the investment objectives, financial situation and particular needs of the reader.

This research has been prepared for the general use of the clients of NBSPL and must not be copied, either in whole or in part, or distributed or redistributed to any other person in any form. If you are not the intended recipient you must not use or disclose the information in this research in any way. Though disseminated to all the customers simultaneously, not all customers may receive this report at the same time. NBSPL will not treat recipients as customers by virtue of their receiving this report. This report is not directed or intended for distribution to or use by any person or entity resident in a state, country or any jurisdiction, where such distribution, publication, availability or use would be contrary to law, regulation or which would subject NBSPL & its group companies to registration or licensing requirements within such jurisdictions.

The report is based on the information obtained from sources believed to be reliable, but we do not make any representation or warranty that it is accurate, complete or up-to-date and it should not be relied upon as such. We accept no obligation to correct or update the information or opinions in it. NBSPL or any of its affiliates or employees shall not be in any way responsible for any loss or damage that may arise to any person from any inadvertent error in the information contained in this report. NBSPL or any of its affiliates or employees do not provide, at any time, any express or implied warranty of any kind, regarding any matter pertaining to this report, including without limitation the implied warranties of merchantability, fitness for a particular purpose, and non-infringement. The recipients of this report should rely on their own investigations.

This information is subject to change without any prior notice. NBSPL reserves its absolute discretion and right to make or refrain from making modifications and alterations to this statement from time to time. Nevertheless, NBSPL is committed to providing independent and transparent recommendations to its clients, and would be happy to provide information in response to specific client queries.

Before making an investment decision on the basis of this research, the reader needs to consider, with or without the assistance of an adviser, whether the advice is appropriate in light of their particular investment needs, objectives and financial circumstances. There are risks involved in securities trading. The price of securities can and does fluctuate, and an individual security may even become valueless. International investors are reminded of the additional risks inherent in international investments, such as currency fluctuations and international stock market or economic conditions, which may adversely affect the value of the investment. Opinions expressed are subject to change without any notice. Neither the company nor the director or the employees of NBSPL accept any liability whatsoever for any direct, indirect, consequential or other loss arising from any use of this research and/or further communication in relation to this research. Here it may be noted that neither NBSPL, nor its directors, employees, agents or representatives shall be liable for any damages whether direct or indirect, incidental, special or consequential including lost revenue or lost profit that may arise from or in connection with the use of the information contained in this report.

Copyright of this document vests exclusively with NBSPL. Our reports are also available on our website www.nirmalbang.com